





JUNE 2023



Phonological Awareness

Skills include: Rhyming, Syllable & Phoneme Identification

Monday	Tuesday	Wednesday	Thursday	Friday
			1 Rhyming words have the same sounds at the end. Do these words rhyme? BE - TREE CAN - GO	2 A syllable is part of a word. Syllables are fun to tap and clap out. How many syllables are in these words? BUNNY - CAT POTATO - APPLE
5 A phoneme is a single sound . What is the first sound you hear in these words? SUN - PENCIL - GO	6  How many words can you think of that rhyme with CAT ?	7 Read or listen to a book. Listen for words that RHyme ? How many did you hear?	8 Do these words Rhyme? BIRD- THIRD CUP - CUT FLOOR - MOP	9 How many syllables are in these words? UMBRELLA - TUBE SAND - OCEAN
12 What is the middle sound you hear in these words? MAP - SUN - FEET CAR - BOAT - RAIN	13  How many words can you think of that rhyme with CAR ?	14 Read or listen to a book. Listen for words that RHyme with " ME ". How many did you hear?	15 Which word doesn't rhyme? CAT - CAP - HAT PIG - WIG - PUG	16 What is the first syllable you hear in these words? SUNSCREEN LIFEGUARD JUMPROPE
19 What is the last sound you hear in these words? SUN - PENCIL - GO	20  How many words can you think of that rhyme with TREE ?	21 Read or listen to a book. Listen for words that RHyme ? How many did you hear?	22 Do these words Rhyme? SUN- MOON SUN - FUN SUN - SUB	23 What is the middle syllable you hear in these words? HOLIDAY UMBRELLA AMUSEMENT
26 Complete this sentence with a word that rhymes. I saw a frog sitting on a _____.	27  How many words can you think of that rhyme with FROG ?	28 Read or listen to a book. Listen for words that RHyme with " BLUE ". How many did you hear?	29 Which word doesn't rhyme? MAP - MOP - TOP DISH - DIP - FISH	30 What is the last syllable you hear in these words? BEACHBALL TELEPHONE BARBEQUE

JULY 2023


Phonological Awareness

Skills include: Word, Syllable, Phoneme segmenting and blending



**** When working on blending activities, make sure you pause after each syllable and sound. A dash "-" is used to help remind you.**

Monday	Tuesday	Wednesday	Thursday	Friday
3 Blending is putting syllables and sounds together. Blend these SYLLABLES together to make a word. BEACH - CHAIR	4 Blend These SOUNDS together to make words. F - I - SH (fish) T - R - AI - N (train) M - I - L - K (milk)	5 Blend these SYLLABLES together to make words. AIR - PLANE RAIN - BOW SAIL - BOAT SUN - SHINE	6 Blend these SOUNDS together to make words. S - U - N (sun) B - EA - CH (beach) S - A - N - D (sand)	7 Blend these SYLLABLES together to make words. PINE - AP - PLE TO - MA - TO AV - O - CA - DO PEP - PER
10 Segmenting is breaking apart sentences and words? How many SYLLABLES do you hear in these words. Say each syllable out loud. FIREWORKS FOURTH	11 Repeat this sentence. Clap/tap for each WORD you hear. How many times did you clap? I love to ride my bike. Today is Tuesday.	12 How many SOUNDS do you hear in each word? Say each sound out loud. JUMP HOP SKIP DASH	13 How many SOUNDS do you hear in each word? Say each sound out loud. CONE RIDE GRASS FLOWER	14 How many SYLLABLES do you hear in these words. Say each syllable out loud. COCONUT PEACH KIWI GRAPES
17 How many SOUNDS do you hear in each word? Say each sound out loud. CHIPS SNACK FRUIT APPLE	18 Read or listen to a book. Listen for words that have only three SOUNDS ? What words did you hear?	19 How many SYLLABLES do you hear in these words. Say each syllable out loud. BUBBLES STICK CANDY WATERMELON	20 Repeat this sentence. Clap/tap for each WORD you hear. How many times did you clap? Can we go swimming?	21 Read or listen to a book. Listen for one SYLLABLE words. How many did you hear?
24 Blend These SOUNDS together to make words. T - OA - S - T (toast) S - U - MM - ER (summer) SH - A - R - K (Shark) S - T - I - CK (stick)	25 Blend these SYLLABLES together to make words. DAI - SY CAR - NA - TION LI - LY SUN - FLOW - ER	26 Repeat this sentence. Clap/tap for each WORD you hear. How many times did you clap? Watermelon is juicy.	27 Repeat this sentence. Clap/tap for each WORD you hear. How many times did you clap?	28 Read or listen to a book. Listen for two SYLLABLE words. How many did you hear?
31 How many SOUNDS do you hear in each word? Say each sound out loud. CAMP - SLIDE POOL - DIVE				



I
LOVE
SUMMER



August 2023

Phonological Awareness

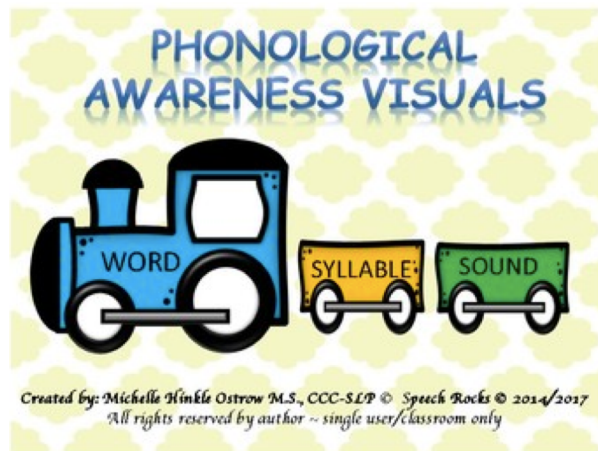
Skills include: Syllable, Phoneme deletion and manipulation

Monday	Tuesday	Wednesday	Thursday	Friday
** When you see letters isolated in lines (/b/), this is a signal to say the "sound" that the letter makes and NOT the letter itself.	1 Say CABIN Now say it again but don't say BIN Say SHOVEL . Now say it again but don't say SHOW	2 Change the middle sound in SIT to /a/ (sat) Change the middle sound in CUP to /E/ (keep)	3 Add /CH/ to the end of COW (couch) Add /B/ to the beginning of IN (bin)	4 Read or listen to a book. Listen for words that have the /T/ sound. Did you hear the sound in the beginning, middle or end of the word?
7 Say VEGETABLE Now say it again but don't say BLE Say PRINCIPAL Now say it again but don't say PRIN	8 Say BOOK Now say it again but don't say /K/ Say PENCIL . Now say it again but don't say /P/	9 Say RECESS . Now say it again but don't say CESS Say CAFETERIA . Now say it again but don't say CAF	10 Say DESK Now say it again but don't say /D/ Say PAPER . Now say it again but don't say /ER/	11 Read or listen to a book. Listen for words that have the /F/ sound. Did you hear the sound in the beginning, middle or end of the word?
14 Add /T/ to the end of BEE (beet) Add /D/ to the beginning of ICE (dice)	15 Say SAND Now say it again but don't say /S/ Say JANITOR . Now say it again but don't say /JAN/	16 Change the first sound in THROW to /G/ (grow) Change the last sound in PEACH to /L/ (peel)	17 Add /S/ to the end of MY (mice) Add /S/ to the beginning of COOL (school)	18 Read or listen to a book. Listen for words that have the /CH/ sound. Did you hear the sound in the beginning, middle or end of the word?
21 Change the middle sound in PAINT to /oi/ (point) Change the middle sound in TAP to /A/ (tape)	22 Change the first sound in SINK to /TH/ (think) Change the last sound in TEAM to /TH/ (teeth)	23 Change the middle sound in BOAT to /oo/ (boot) Change the middle sound in SAIL to /E/ (Seal)	24 Say BEACHBALL Now say it again but don't say BALL Say STARFISH Now say it again but don't say STAR	25 Read or listen to a book. Listen for words that have the /G/ sound. Did you hear the sound in the beginning, middle or end of the word?
28 Say BUCKET . Now say it again but don't say /B/ Say FISH . Now say it again but don't say /SH/	29 Say SCHOOL . Now say it again but don't say /S/ Say TEACHER . Now say it again but don't say /R/	30 Change the first sound in FISH to /W/ (wish) Change the last sound in ROAD to /P/ (rope)	31 Change the first sound in PEAR to /CH/ (chair) Change the last sound in COACH to /T/ (coat)	

More Resources from Speech Rocks

[Speech Rocks TPT Store](#)

Follow me on Instagram and Facebook



Terms of Use/Credits

THANK YOU FOR DOWNLOADING THIS PRODUCT!

Please don't forget to leave feedback and rate.

Created by Michelle Hinkle Ostrow M.S., CCC-SLP

Copyright, 2015/2021 Speech Rocks

All rights reserved by author.

By downloading this packet you have purchased the right to use it for your own personal use. You may print it as often as you wish for your students/classroom. **YOU MAY POST TO YOUR TEACHER WEBSITES AND SHARE DIGITALLY WITH FAMILIES.** You may not copy, resell, or share downloads. If another teacher would like a copy please direct them to my store: <http://www.teacherspayteachers.com/Store/Speech-Rocks>

Graphics from (THANK YOU!):

<http://www.teacherspayteachers.com/Store/Just-Joel-Art>

<http://www.teacherspayteachers.com/Store/Courtney-Keimer>

<http://www.teacherspayteachers.com/Store/Polliwog-Place>

<https://www.teacherspayteachers.com/Store/A-Little-Peace-Of-Africa>

<https://www.teacherspayteachers.com/Store/Teacher-Karma>

<https://www.teacherspayteachers.com/Store/Ashley-Hughes-38>

<https://www.teacherspayteachers.com/Store/Teaching-Super-Power>

<https://www.teacherspayteachers.com/Store/Graphics-From-The-Pond>

<http://www.mycutegraphics.com>

<https://www.etsy.com/shop/Prettygrafikdesign>



FRAMES:



FONTS:

<https://www.teacherspayteachers.com/Store/Lidia-Barbosa>

<https://www.teacherspayteachers.com/Store/Jennifer-Van-Hill>

<https://www.teacherspayteachers.com/Store/Math-And-Glitter>

